

# Totalizers mechanic

## Stroke counter

Display 5 digits, manual reset (zero) by lever

### H 310



H 310 - Stroke counter

#### Features

- Stroke counter
- Adding
- Display 5-digits
- Reset by lever

#### Technical data - mechanical design

Function	Stroke counter
Display	White numbers on black
Number of digits	5-digits
Digit height	4.5 mm
Zero setting	Manual by reset lever. Do not let snap or make jerky movements.
Count mode	Adding in a stroke direction to be indicated. 1 stroke = 1 count
Drive shaft	Both sides, $\varnothing 4$ mm
Stroke	$>38^\circ$ to $<60^\circ$
Stroke lever	To be positioned on shaft at will. Stroke lever relocates automatically to start position.
Stroke frequency	$\leq 500$ strokes/min
Measuring range	99 999
Ambient temperature	0...+60 °C
Housing type	Surface mount housing with mounting plate
Housing colour	Grey
Dimensions W x H x L	69 x 48 x 28 mm
Dimensions mounting plate	80 x 48 mm
Mounting type	Base plate, 6 long mounting holes
Weight approx.	130 g
Materials	Housing: Hostaform POM, grey Base plate: steel zinc-coated

# Totalizers mechanic

Stroke counter

Display 5 digits, manual reset (zero) by lever

H 310

**Part number**

H 310. 010 A 01

Display / direction of stroke

- A 5 digits 99 999 / I
- B 5 digits 99 999 / II

Count mode / drive

- 01 1 stroke = 1 digit / drive shaft on both sides


Housing

- A Surface mount housing, grey


Zero setting

- 010 With reset lever

**Direction of strokes and rotation**



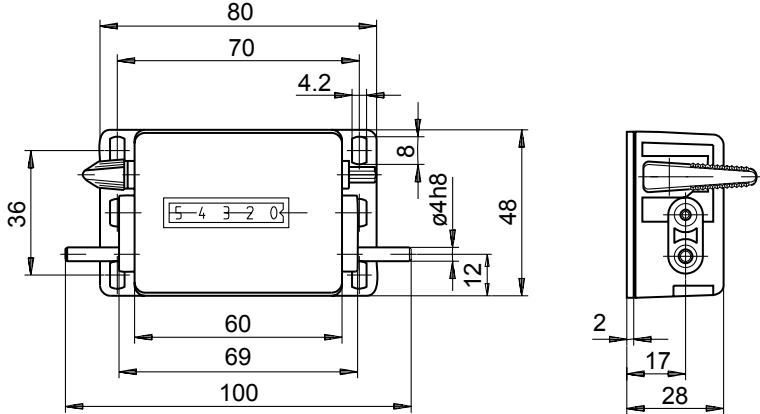
Away from user  
Direction of rotation or stroke direction I



Toward user  
Direction of rotation or stroke direction II

**Dimensions**

**Without stroke lever**



**Stroke lever and stroke min. 38° / max. 60°**

